

Regor 11






The Regor 11 is the ultimate LED solution for traditional SON and metal halide floodlight fixtures, providing optimum light output. This high output LED floodlight is available in a range of outputs.



Features

- 30°, 60° & 90° High Bay Lenses
- Street Light Lenses For Wide Distribution
- Range Of Outputs Available
- IP65 & IK10
- 22K, 27K, 3K, 4K, 5K, 65K LEDs

Applications

-  Car Park
-  External
-  High Mast
-  Leisure
-  Warehouse

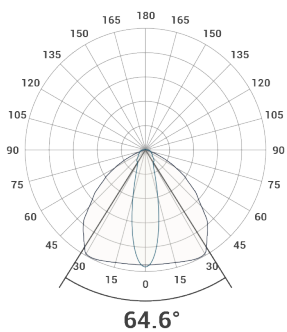
Options and Accessories

- | | |
|------|--------------------|
| 415V | Split Phase Driver |
| C90 | CRI90 LEDs |
| RD | Remote Driver |
| DD | SwitchDIM/DALI |
| WL | Wireless Control |

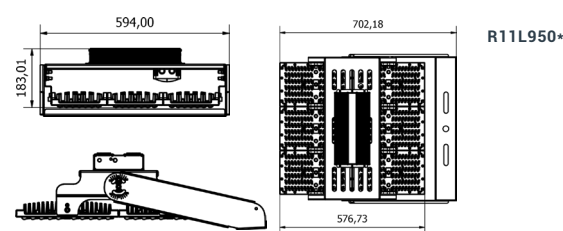
Technical Details

Part No.	Description	Weight (kg)	Windage (m2) when flat mounted	Power (W)	Luminaire Lumens	LI/cW
R11L100-4K	Modular Floodlight	3.5	0.0625	101	15,529	153.8
R11L150-4K	Modular Floodlight	3.5	0.0625	155	22,618	145.9
R11L300-4K	Modular Floodlight	7.6	0.125	308	43,736	142.0
R11L450-4K	Modular Floodlight	14.8	0.125	462	68,400	148.1
R11L600-4K	Modular Floodlight	14.8	0.125	617	87,610	142.0
R11L950-4K	Modular Floodlight	19.5	0.15	995	140,300	141.0

Photometric



Dimensions



*See Regor 11 Sport for all item dimensions