

Aventa Silent

Domestic and light commercial facilities



KEY FEATURES

- | In-line mixed flow fan, with Flow rates up to 569 l/s (2050 m³/h)
- | Suitable for toilets, en-suites, bathrooms, utility rooms, kitchens and light commercial applications
- | Two speed (normal and boost)
- | Timer (T) versions available
- | Features sound insulated casing to ensure low noise levels
- | IPX4 rating
- | 2 year warranty



The durable external casing is made of polymer coated steel. The inner casing perforation lets sound waves pass through the holes and fall at a specific angle to the sound absorbing layer. The casing is internally heat and sound insulated with a 50 mm mineral layer and the conic impeller with special blade profiling increases air flow speed and provides higher pressure.

The diffuser, specially profiled impeller and directing vanes at the outlet from the fan casing distribute air flow in such a way as to attain the best combination of performance and pressure at low noise levels.

The fans can be mounted at any place or angle within the ductwork. Several fans can be installed in parallel in the same system to achieve a higher air capacity or in series to achieve higher pressure.

Recommended as a component of an air handling systems for commercial and industrial premises where noise levels need to be kept to a minimum, for example, libraries, conference rooms, educational institutions and crèches.

MODELS

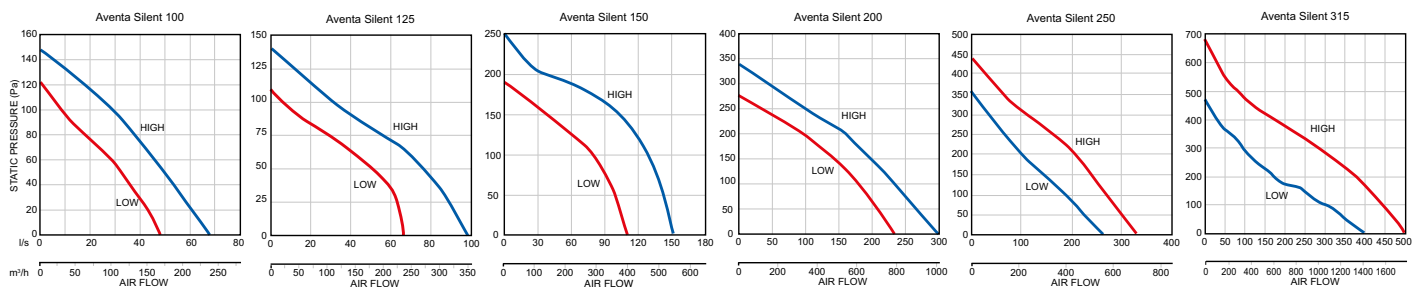
Basic	Control by optional switch (switch not included)
Timer	Adjustable timer overrun between 2 and 30 minutes.



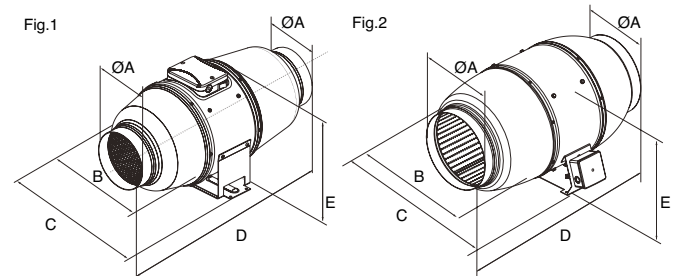
TECHNICAL DATA

Specification	Aventa Silent AVS100		Aventa Silent AVS125		Aventa Silent AVS150		Aventa Silent AVS200		Aventa Silent AVS250		Aventa Silent AVS315	
Air flow m ³ /h	170 / 240		230 / 340		405 / 555		810 / 1020		1110 / 1400		1570 / 2050	
Air flow l/s	47 / 67		64 / 94		112 / 154		225 / 283		308 / 389		436 / 569	
Fan type	Mixed Flow											
Controls	Basic	Timer	Basic	Timer	Basic	Timer	Basic	Timer	Basic	Timer	Basic	Timer
Mounting	In-Line											
Sound Pressure dB(A)@3m	24 / 29		23 / 28		26 / 33		31 / 36		34 / 38		36 / 40	
Power Watts	24 / 26		25 / 30		45 / 52		78 / 110		125 / 177		230 / 330	
Amps	0.10 / 0.11		0.11 / 0.13		0.20 / 0.23		0.35 / 0.49		0.54 / 0.79		1.0 / 1.42	
Building Regulations ADF	Yes											
Duct diameter (mm)	100		125		150		200		250		315	
Voltage	230 V / 1 ph / 50 Hz											
Rating	IPX4											
Material finish	Polymer Coated Steel											
Weight (kg)	4.6		4.6		6.1		8		15		25	
Dimensions (H x W x D) mm	237 x 505 x 243		237 x 474 x 243		260 x 580 x 274		295 x 550 x 386		360 x 658 x 445		434 x 780 x 520	
Part No.	90000358	90002118	90000359	90002119	90000360	90002120	90000361	90002121	90002105	90002122	90002106	90002123
EAN	5019009313290	5019009335858	5019009313306	5019009335865	5019009313313	5019009335872	5019009313320	5019009335889	5019009335735	5019009335896	5019009335742	5019009335902
Speed controller No.	9041565		9041565		9041565		9041565		9041565		9041565	

PERFORMANCE




DIMENSIONS



Model	AØ	B	C	D	E	Figure No.
AVS 100	98	215	243	505	237	1
AVS 125	123	215	243	474	237	1
AVS 150	147	247	274	580	260	1
AVS 200	198	293	389	550	295	2
AVS 250	248	358	445	658	360	2
AVS 315	313	432	520	780	434	2


CONTROLS & ACCESSORIES

ISOLSW-NE
No: 90000538




Single gang two pole latching modular isolation switch (on/off) with a red neon indicator in a smooth, polar white finish.

ON/OFF SWITCH
No: 90000540




Single gang, single pole modular latching on/off switch in a smooth, polar white finish.

HUMIDSTAT30-90
No: 9041570



Wall mounted electrical humidistat for switching the ventilator on or off according to the degree of humidity in the air. IP30 rated.

SWDBLP-TRIPP
No: 90000547



Single gang single pole latching modular on/off switch with lock isolator module in a smooth, polar white finish.

Others products available from airflow.com

Call: 01494 525252

Visit: airflow.com



Airflow Developments Limited
Aidelle House, Lancaster Road,
Cressex Business Park,
High Wycombe, Buckinghamshire,
United Kingdom, HP12 3QP

E-mail: info@airflow.com
Telephone: +44 (0) 1494 525252

airflow.com

© Airflow Developments Limited. Airflow Developments Limited reserve the right, in the interests of continuous development, to alter specifications without prior notice. All orders are accepted subject to our conditions of sale which are available on request

